

RG-EG100/200 Series Reyee SMB Cloud Managed Router

DATASHEET



Highlights

- User friendly configuration, easy to learn.
- Support unbreakable and load balancing multi-WAN internet.
- Easy to block unwanted applications with automatically updated library.
- Customize portal page, what you see is what you get.
- Secure access your internal device remotely.

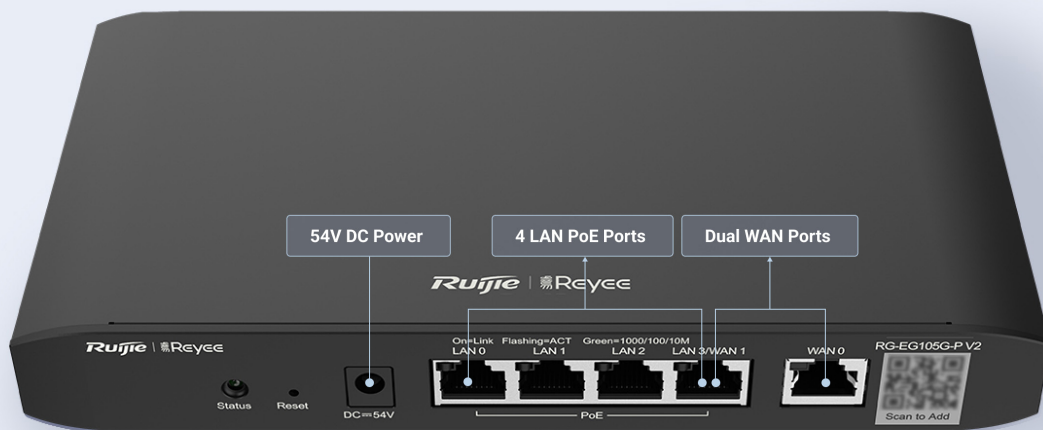
Highlight Features

Simplified and Powerful

Powerful features for small networks, easier configuration than ever.

Interface

Installation



Multi-WAN Load Balancing



VPN IPSec, OpenVPN, PPTP, L2TP, etc.



Captive Porta



Free Cloud Management



3 Years Warranty

Simplified and Powerful

Powerful features for small networks, easier configuration than ever.

Interface

Installation



Multi-WAN Load Balancing



VPN IPSec, OpenVPN, PPTP, L2TP, etc.



Captive Porta

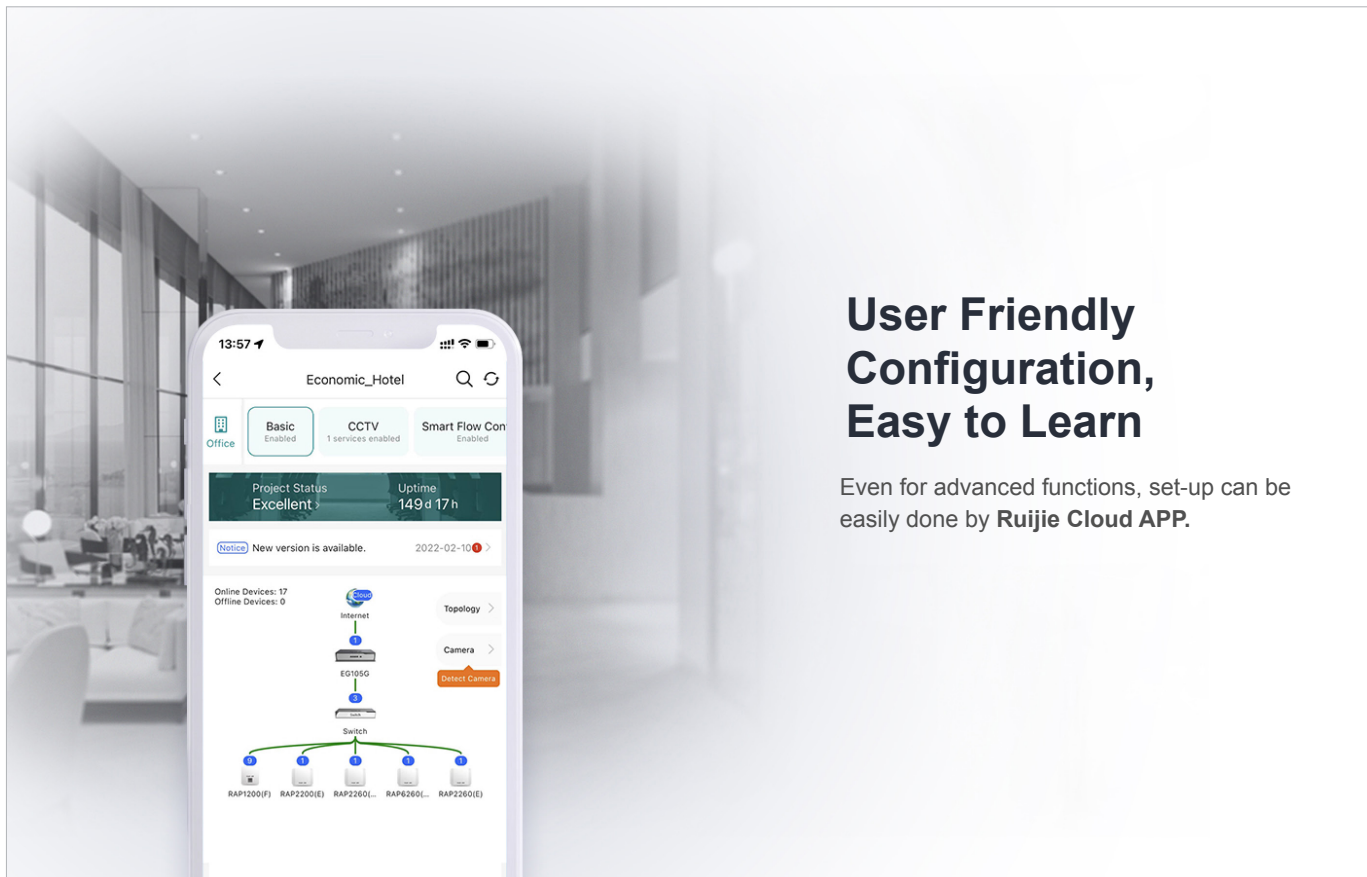


Free Cloud Management



3 Years Warranty

Highlight Features




User Friendly Configuration, Easy to Learn

Even for advanced functions, set-up can be easily done by Ruijie Cloud APP.

Unbreakable Multi-WAN Internet

Intelligent load balancing and link redundancy between multiple WAN ports



Seamless Failover



Aggregated Bandwidth



Automatic Setup



Customizable Link Weight

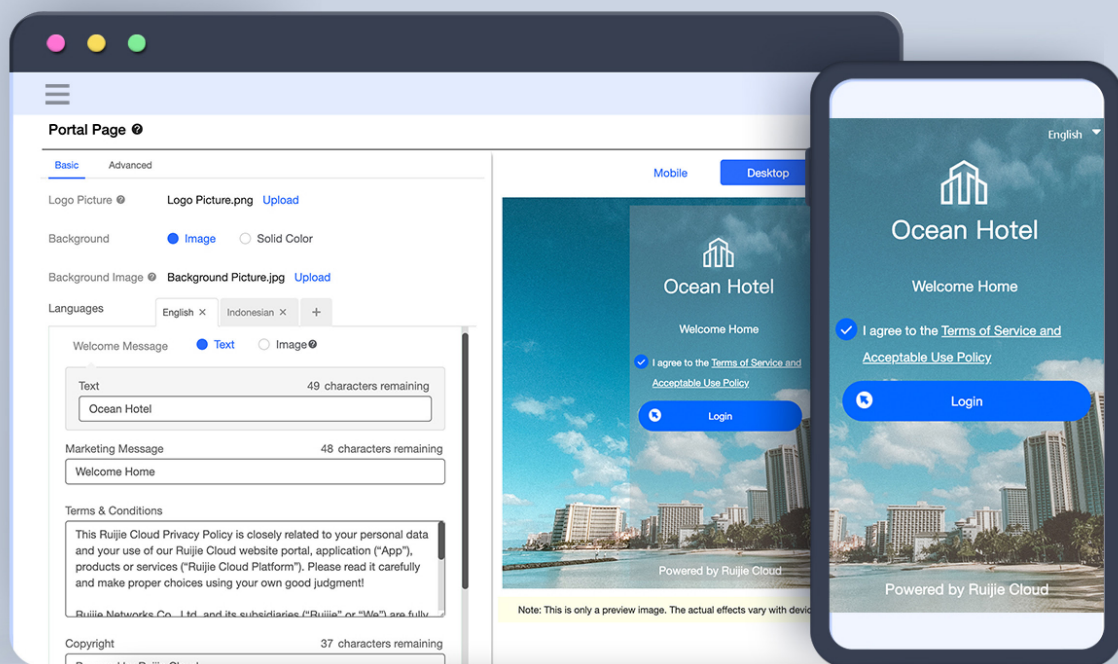
Highlight Features

Easy to Block Unwanted Applications

Automatically updated APP library, maintenance-free



Customize Portal Page, What You See is What You Get



Highlight Features




Secure Access Internal Device Remotely

No matter dynamic or even private IP on gateway WAN port, Securely monitoring the NVR/IPC/Internal Server anytime from anywhere .



Cloud, Make Your Business Easy

- Self-organizing network
- Centralized network management
- Scenario based configuration
- Cloud portal authentication
- Remote monitoring and maintenance



Specifications

Basic Specifications

Model	RG-EG105G V2	RG-EG105G-P V2	RG-EG210G-P	RG-EG210G-E
Fixed WAN Port	1 10/100/1000M Base-T ports	1 10/100/1000M Base-T ports	1 10/100/1000M Base-T ports	1 10/100/1000M Base-T ports
Fixed LAN Port(s)	4 10/100/1000M Base-T ports	4 10/100/1000M Base-T ports	9 10/100/1000M Base-T ports	9 10/100/1000M Base-T ports
LAN/WAN Switchable Port(s)	1 10/100/1000M Base-T ports	1 10/100/1000M Base-T ports	3 10/100/1000M Base-T ports	3 10/100/1000M Base-T ports
RAM	128 MB	128 MB	256 MB	256 MB
Flash	16 MB	16 MB	16 MB	16 MB
Recommended Clients	100	100	200	200
Recommended Bandwidth	600 Mbps asymmetric bandwidth (flow control disabled) 500 Mbps asymmetric bandwidth (flow control enabled)			1000 Mbps asymmetric bandwidth (flow control disabled) 1000 Mbps asymmetric bandwidth (flow control enabled)
Local Power Supply	Support 220V AC local power supply			
Power Consumption	<6 W	<60 W (With PoE load)	<80 W	<15 W

Basic Network Features

Network Access	<ul style="list-style-type: none"> PPPoE dial-up DHCP client Static IP Automatic identification of access methods Automatic avoidance of WAN port address conflicts MAC cloning Obtaining account passwords from existing routers
Routing	<ul style="list-style-type: none"> Static routing Policy-based routing Carrier address routing Active/standby mode Load balancing based on source address Flow-based load balancing Port-based weighted load balancing of data streams

Specifications

Hardware specifications

Model	RG-EG105G V2	RG-EG105G-P V2	RG-EG210G-P	RG-EG210G-E
Security	ACL IP-MAC binding MAC address filtering dynamic ARP static ARP binding NAT NAPT port mapping			
Other Protocols	DHCP Server DHCP Client DHCP Option43 / 138 DNS Client DNS Server DNS Proxy NTP DDNS			

Gateway

Application Recognition	Built-in self-developed application signature database to identify applications Automatic upgrade. Support free upgrades
Flow Control	Support custom flow control policies IP-based automatic bandwidth assignment Application-based automatic bandwidth assignment.
Traffic Audit	Real-time traffic audit IP traffic visualization
Behavior Management	Time-based and IP policy-based access control website filtering App Control User Management.
VPN	IPsec VPN (8 tunnels) L2TP(8 tunnels) PPTP(8 tunnels) Open VPN(16 tunnels)
Marketing Authentication	WiFiDog (SMS authentication and one-click authentication)
Local Authentication	Password authentication QR code authentication voucher authentication

Specifications

Wireless Management

Model	RG-EG105G V2	RG-EG105G-P V2	RG-EG210G-P	RG-EG210G-E
Management Capacity	In AC mode, the maximum management capacity is 300 In gateway mode, the maximum management capacity is 32		In AC mode, the maximum management capacity is 500 In gateway mode, the maximum management capacity is 150	In AC mode, the maximum management capacity is 500 In gateway mode, the maximum management capacity is 150
AP Management	Support multi-SSID configuration SSID hiding channel setting power setting AP wired port setting AP online upgrade STA quantity setting STA blacklist and whitelist			
Roaming	Support local forwarding roaming Layer 2 roaming Layer 3 roaming between APs viewing of STA roaming track			

Switch management

Management Capacity	Maximum manageable cloud managed switches: 128
Port Management	Loop protection port mirroring port isolation port configuration PoE configuration port limit storm control static MAC MAC search
Status Display	Port statistics monitoring information cable detection VLAN configuration MAC list
Upgrade Management	Per-device upgrade Batch upgrade

Specifications

Value Added Features

Model	RG-EG105G V2	RG-EG105G-P V2	RG-EG210G-P	RG-EG210G-E
Featured Solutions	Single-cable IPTV solution port service VLAN and network segment isolation solution smart fault diagnosis solution intranet penetration solution auto-networking solution			
Management	eWeb and Ruijie Cloud			

Physical Specifications

Dimensions	206.5 mm × 108.5 mm × 28 mm	206.5 mm × 108.5 mm × 28 mm	202 mm × 107 mm × 28 mm	440 mm × 43.6 mm × 200 mm
Weight	0.84 kg	0.84 kg	1.45 kg	2.35 kg
Temperature	Operating temperature: 0 ~ 40°C Storage temperature: -10°C ~ 70°C			
Humidity	Operating humidity: 10% ~ 90% (non-condensing) Storage humidity: 5% ~ 95% (non-condensing)			

Package Contents

Device	RG-EG105G V2	RG-EG105G-P V2	RG-EG210G-P	RG-EG210G-E
Foot Pad	4	4	4	4
Power Adapter	1	1	1	-
Mounting bracket	-	-	-	2
M4x8 Screws	-	-	-	6
Power cord	-	-	1	1
Power cord retention clip	-	-	-	1
Quick Start Guide	1	1	1	1
Warranty Card	1	1	1	1
Package Weight	0.9 kg	1.3 kg	1.5 kg	3.25 kg
Package Dimension (w x d x h)	537 mm x 283 mm x 348 mm	533 mm x 279 mm x 340 mm	598 mm x 350 mm x 330 mm	560 mm x 470 mm x 380 mm

Ruijie | 睿 Rcycc

 Redefine your easy network



Ruijie Networks Co., Ltd
Floor 11, East Wing, Zhongyipengao Plaza,
No.29 Fuxing Road, Haidian District, Beijing China
Website: <https://www.ruijienetworks.com>