



IP-COM
World Wide Wireless

MS-5AC

5GHz 16dBi ipMax AC Gigabit Outdoor CPE

MS-5AC

5GHz 16dBi ipMax AC Gigabit Outdoor CPE

Product Introduction

MS-5AC 5GHz Outdoor CPE is designed to PtP&P2MP solutions for video surveillance transmission and wireless broadband access. Adopts of 11ac wireless technology and gigabit ethernet Port design, the maximum throughput for ptp connection can be up to 450Mbps. It features with 16dBi dual polarization directional antenna to provide an efficient way to pick up and maintain a stable long range range connection.



Key Features

- 5GHz 11AC 867Mbps
- 16dbi directional antenna
- One Gigabit Ethernet Port
- IP65 waterproof enclosure
- 6000V Lightning Protection
- AP, Station, WISP operating mode supported

Product Features

10+km transmission Range

MS-5AC adopts of independent external power amplifier and 16dBi directional antenna to provide an efficient way to pick up and maintain a stable signal for a wireless network up to 10km.

P2P connection throughput up to 450+Mbps

MS-5AC adopts of 11AC wave2 technology, it delivers 867Mbps speed rate at 5GHz radio. Come with Gigabit ethernet LAN port design , the maximum throughput test for PtP connection can be up to 450Mbps.

Flexible power supply method enable it easy to deployment

MS-5AC support PoE 802.3af/at, 24V 0.5A Passive PoE and 12V 1A DC power supply optional. It helps the engineer to deployment the device flexibly.

ipMAX--IP-COM TDMA proprietary protocol

ipMAX is IP-COM TDMA (Time Division Multiple Access) proprietary protocol to improve performance and capacity for wireless P2MP outdoor application scenarios.

In outdoor environment, the CPE use highly directional antennas to connect to the Basestation from distances that can span several kilometers. the CPE can't sense each other, they become "hidden nodes" and cannot coordinate access to the wireless channel. Thus the Basestation experiences frequent collisions from stations transmitting simultaneously. As the network scales, these collisions build up exponentially, increasing latency and lowering throughput.

With ipMAX, it coordinate all the data transmission and allocates time to active clients to provide greater noise immunity performance when compared to the conventional 802.11 CSMA/CA (Carrier Sense Multiple Access / Collision Avoidance) protocol.

iLink--Auto-bridge technology enable it to easy setup

iLink is IP-COM proprietary auto-bridge technology, It enables the CPE or basestation in factory default settings connect to each other automatically after the device is powered on. It is very useful for the person who is not familiar with network knowledge, especially for CCTV surveillance transmission application.

Product Features

Multiple Application Scenarios

Long-Distance Wireless Connection

One work as AP mode and another work as Station mode to create a long distance wireless connection for video surveillance and data transmission.

WISP(Client+Router) Mode

Wirelessly connect to WISP station/hotspot to share Internet to local wireless and wired network.


Professional Outdoor Design

Equipped with IP65 waterproof enclosure and high quality hardware design, MS-5AC can work in various weather conditions, such as sunshine, rainfall or extremely low/high temperature environment

Easy to Setup and Manage

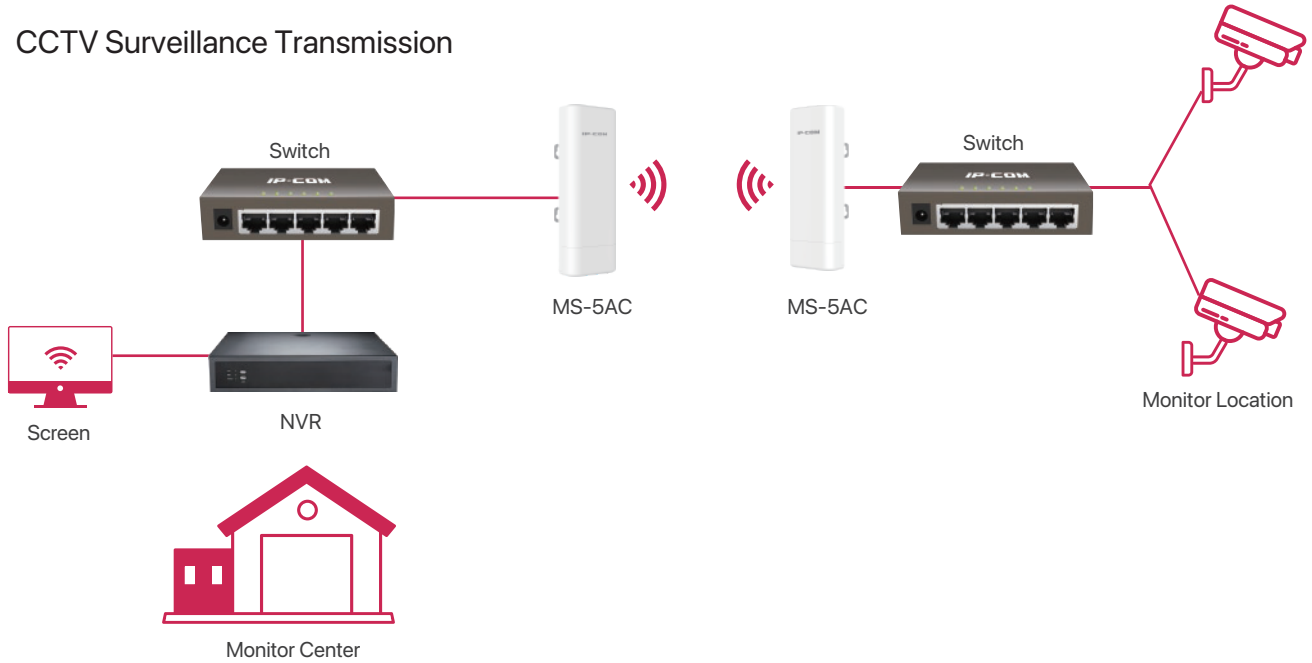
MS-5AC comes with a centralized management software that helps users easily to manage all the devices in the network from a single PC-CPE Controller.

Related Product

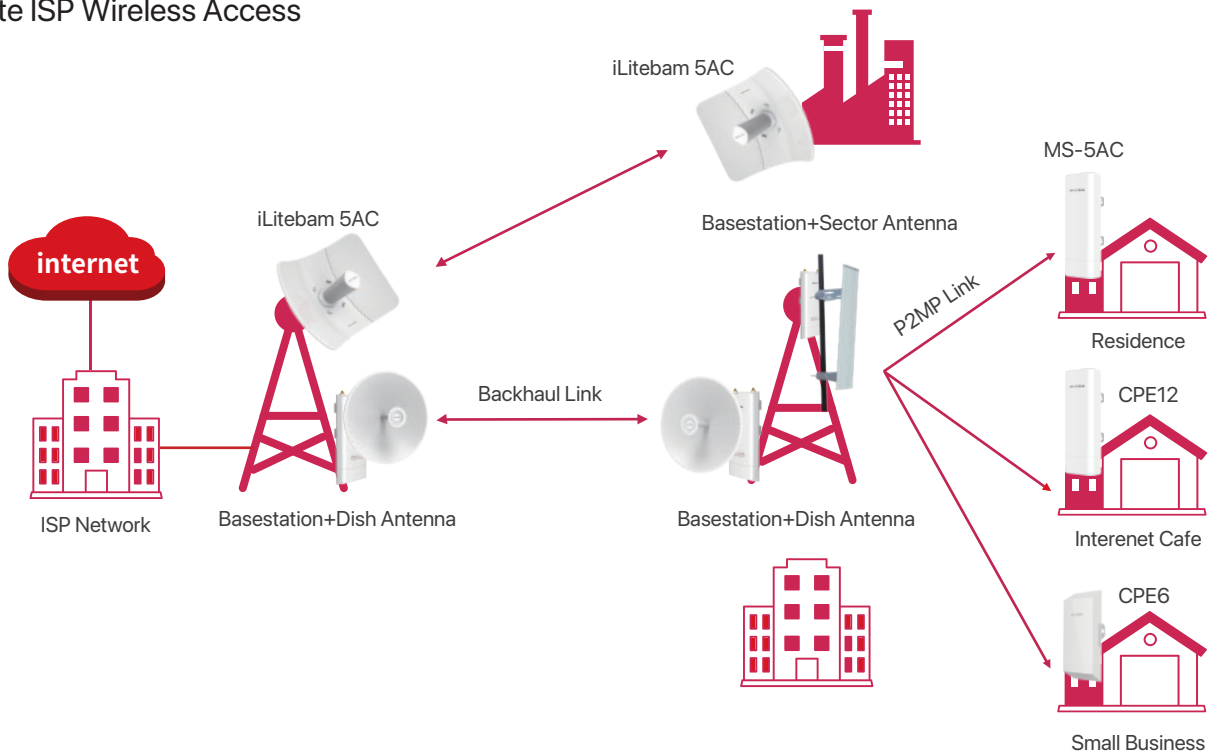
Related Product		
CPE6		2+km transmission range 5GHz 11n 300Mbps 12dbi directional antenna IP65 waterproof enclosure 6000V Lightning Protection AP,Station,WISP operating mode supported
CPE12		5+km transmission range 5GHz 11n 300Mbps 14dbi directional antenna IP65 waterproof enclosure 6000V Lightning Protection AP,Station,WISP operating mode supported
BS6		5GHz 11n 300Mbps 2*RP-SMA connector IP65 waterproof enclosure 6000V Lightning Protection AP,Station,WISP operating mode supported
ANT19-5G120		19dBi Dual Polarity Sector Antenna Frequency Range 5100~5850MHz Horizontal 120° Vertical 120° Elevation 4° 2*RP-SMA Connector 5+km transmission range with BS6

Application Scenarios

CCTV Surveillance Transmission



Private ISP Wireless Access



Specification

Product Information	
Model	MS-5AC
Dimensions	270*94.86*67.5mm
Deployment	Pole Mount
Application Scenarios	PtP and PtMP wireless connection for Privated ISP access or CCTV Surveillance
Hardware Features	
Frequency Range	5GHz
Compliant Standards	IEEE 802.11a/n/ac
Private TDMA Protocol	ipMAX
Maximum Wireless Rate	867Mbps
Interfaces	1*10/100/1000Mbps Ethernet Port
Antennas Gain	16dBi
Antenna Beamwidth	Horizontal: 30° Vertical: 30°
Reset Button	1
Power Consumption	6.5W
Waterproof Level	IP65
LED indicator	PoE/LAN,LED1,LED2,LED3
Power Method	PoE 802.3af/at; 24V0.5A Passive PoE; 12V 1A DC
Lightning Protection	6000V
PoE 802.3af/at	Power over ethernet up to 100 meters
Passive PoE	Passive power over ethernet via PoE/LAN (+4,5pins; -7,8pins) up to 60 meters Voltage range: 21-25V DC
Receiver sensitivity	11a 6Mbps -95dBm±1.5dBm 11n MCS7 HT20 -72dBm±1.5dBm 11ac MCS9 HT80 -64dBm±1.5dBm
Software Features	
Operating mode	AP/Station/WISP/P2MP/WDS Repeater/Router
Enable/Disable Wireless Radio	Support
SSID Hidden	Support
Wireless Client isolation	Support
SSID Isolation	Support
Channel Bandwidth	20/40/80MHz
Client Limitation For SSID	Support

Specification

Wireless Access Control	Support
Weak Signal Client Limitation	Support
WPA2	Supported
Transmission Power	Adjustable power by 1dBm
WMM Capable	Support
APSD Capable	Support
Wireless Security	64/128 WEP,WPA-PSK,WPA2-PSK,WPA&WPA2-PSK,WPA,WPA2
Transparent Bridge	Support
VLAN Tagging for SSID	Support
DHCP Server	Support
VPN Pass-Through	PPTP,L2TP
Remote Web access	Support
Schedule Reboot	Support
Page Timeout	Support
Ping Watchdog	Support
Dyndns	noip, dyndns.org
Network Diagnoses	Ping, Traceroute, Signal Scan
Time&Date Setting	Support
Firmware upgrade	Support
Backup/Restore Configuration	Support
Username Management	Support
System Log	Support
Managed By Controller	PC Software - CPE Controller
Others	
Package Contents	1*5GHz 16dBi ipMax AC Gigabit Outdoor CPE 1*PoE Power Adapter 1*Quick Installation Guide
Operating Temperature	-30°C ~ 60°C
Storage Temperature	-40°C ~ 70°C
Operating Humidity	10%~90% non-condensing
Storage Humidity	10%~90% non-condensing
Default login IP	192.168.2.1
Default Login Username	admin
Default Login Password	admin
Certifications	FCC/CE/RoHS

IP-COM
World Wide Wireless

IP-COM NETWORKS CO., LTD.

Tower E3, No.1001, Zhongshanyuan Road,
Nanshan District, Shenzhen, China. 518052

Service: info@ip-com.com.cn

Inquiry: marketing@ip-com.com.cn

Tel: +86-755-27653089