

# AUTOGATE ACCESSORIES



# CONTROL PANEL BOARD

## SWING TYPE




**CR3**

SWING TYPE  
CONTROL PANEL




**P1a**

SWING TYPE CONTROL  
PANEL WITH OMRON RELAY  
(BUILT-IN TRANSFORMER)



**CR1**

SWING TYPE CONTROL  
PANEL WITH NORMAL RELAY  
(BUILT-IN TRANSFORMER)




**DNOR 880 BOARD**

DNOR TURBO 880  
MAIN CONTROL PANEL



**DC925 BOARD**

DC MOTO 925  
CONTROLLER PANEL BOARD



**Y24a**

DEA STING  
Swing Arm Controller  
Panel Board


# CONTROL PANEL BOARD

## SLIDING TYPE



**AS1**

AC SLIDING TYPE  
CONTROL PANEL



**AS5**

AC SLIDING TYPE  
CONTROL PANEL  
(WITH SLOW START)




**DC-MAX**

DC SLIDING TYPE  
CONTROL PANEL



**F5**

SLIDING TYPE  
CONTROLLER PANEL BOARD  
(FOR DEA600/900/1500 USE)



**COS-3R**

COS-3R 3 PHASE  
CONTROLLER PANEL BOARD  
(FOR DEA2000 USE)

# REMOTE CONTROL



**RC1-330\_SET**

330MHZ  
REMOTE CONTROL SET  
(1RX , 3TX)



**RC1-430\_SET**

433MHZ  
REMOTE CONTROL SET  
(1RX , 3TX)



**RC1-S01-2C\_SET**

433MHZ (MWM)  
REMOTE CONTROL SET  
(1RX , 3TX)



**RC4-330\_SET**

330MHZ 4 BUTTON  
REMOTE CONTROL  
(2RX , 3TX)



**RC4-430\_SET**

433MHZ 4 BUTTON  
REMOTE CONTROL  
(2RX , 3TX)



**DNOR 880 REMOTE CONTROL**

DNOR TURBO 880  
WIRELESS TRANSMITTER  
ONLY



**DNOR 880 HOME KEYPAD**

DNOR TURBO 880  
HOME KEYPAD



**RC1-315\_TX**

DC MOTO 925  
WIRELESS TRANSMITTER  
ONLY



**K925**

WIRELESS MULTIFUNCTION  
KEYPAD (FOR DC MOTO)

# ACCESSORIES



## 3AMP TRANSFORMER

12V9V, 3AMP  
TRANSFORMER  
(12-9-0-9-12)



## PVC BOX

PVC BOX  
(33.5cm X 27cm X 12cm)




## GEAR RACK

1 METER PER RACK  
(WITH SCREW AND NUTS)



## GP\_BATTERY

12V 7AH  
GP BACKUP BATTERY



## AG-LS

SLIDING LIMIT SWITCH  
C/W SPRING



## MAXSTONE

POWER LIGHTNING  
PROTECTOR FOR AUTOGATE  
CONTROL PANEL



## AG-CAMP

CAMP LOCK  
WITH KEY & COVER  
(FOR SLIDING GATE)



## AG-CAP

CELMER / G-FORCE  
CAPACITOR 12UF  
(FOR SLIDING GATE USE)



## AG-COVER

CELMER / G-FORCE  
TOP COVER  
(FOR SLIDING GATE USE)

# ACCESSORIES



**SW300 STOPPER**

STOPPER 2 HOLE  
(SMALL)



**SW100 STOPPER**

RUBBER STOPPER  
2 HOLE



**G-6002**

G-FORCE / CELMER  
NYLON GEAR 19T



**G-6001**

G-FORCE / CELMER  
METAL GEAR 19T




**PB\_BELL(1)**

SINGLE BELL  
SWITCH BUTTON



**PB\_BELL(2)**

DOUBLE BELL  
SWITCH BUTTON



**OAE\_FULL PARTS**

**MILD STEEL SET**  
2 SIDES PARTS (WALL/PILLAR +  
TRIANGLE BRACKET + SMALL GATE  
MOUNTED), STOPPER, RELEASE  
KEY, SCREW & NUTS



**OAE\_FULL PARTS**

**STAINLESS STEEL SET**  
2 SIDES PARTS (WALL/PILLAR  
+ TRIANGLE BRACKET  
+ SMALL GATE MOUNTED)



**OAE PARTS**

SMALL BRACKET  
(GATE MOUNT)  
STAINLESS STEEL (1 SIDE)