



IP-COM

G2210P-8-102W


9GE+1SFP Cloud Managed Switch
With 8-Port PoE

G2210P-8-102W

9GE+1SFP Cloud Managed Switch With 8-Port PoE

Descriptions

G2210P-8-102W is a smart cloud-managed PoE switch independently designed by IP-COM. The switch provides 8 gigabit standard PoE ports with a maximum PoE power output of 92 W. Besides, the switch can be managed through both the IP-COM ProFi Cloud web UI and App, realizing easy and efficient network maintenance at a lower cost.



Features

- * Compliant with IEEE 802.3, IEEE 802.3u, IEEE 802.3ab, IEEE 802.3x, IEEE 802.3z, IEEE 802.3af/at, IEEE 802.1q standards
- * 9 × 10/100/1000 Base-T Ethernet ports (8 PoE ports), 1 × 100/1000 Base-X SFP port
- * 16 K MAC address table and MAC address auto learning
- * IEEE 802.3x full-duplex flow control and half-duplex backpressure flow control
- * 20 Gbps switching fabric for non-blocking line-speed forwarding
- * Maximum PoE output of a single port: 30 W, Total PoE output of the switch: 92 W
- * ProFi Cloud web UI and App management
- * 250 m network extension, PoE management, QVLAN, VLAN transparent transmission, traffic statistics, loop guard and MAC address binding

USPs



Cloud Management

The switch can be managed through both the IP-COM ProFi Cloud web UI and App. You can scan the QR codes on the switches to add them in batches for cloud management. The cloud platform will automatically generate a visible network topology for you to view the operation status of each device in a project anytime and anywhere.



Remote PoE Restart

PoE power supply of ports can be remotely restarted through the ProFi App, solving the problem of fake crash of cameras in security scenarios.



Double Uplink Ports

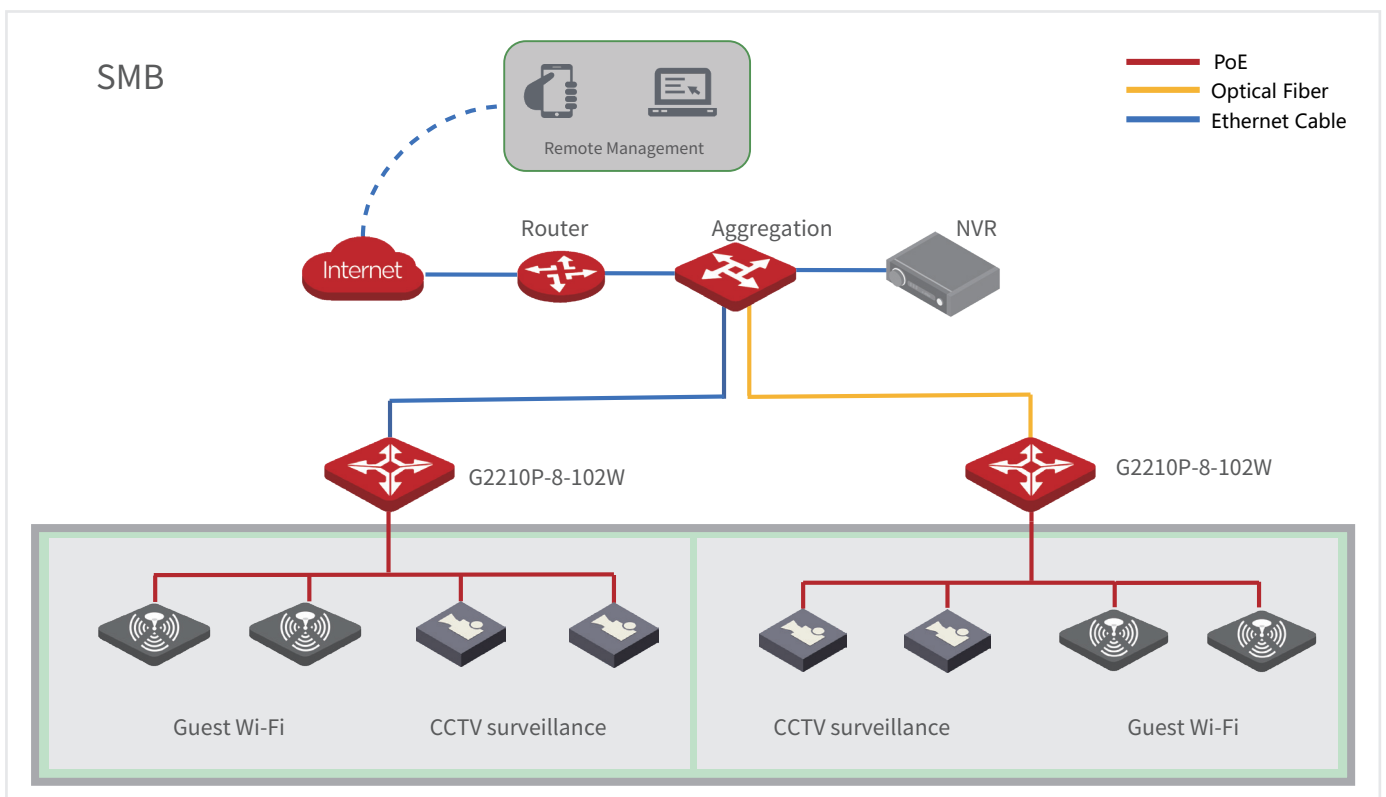
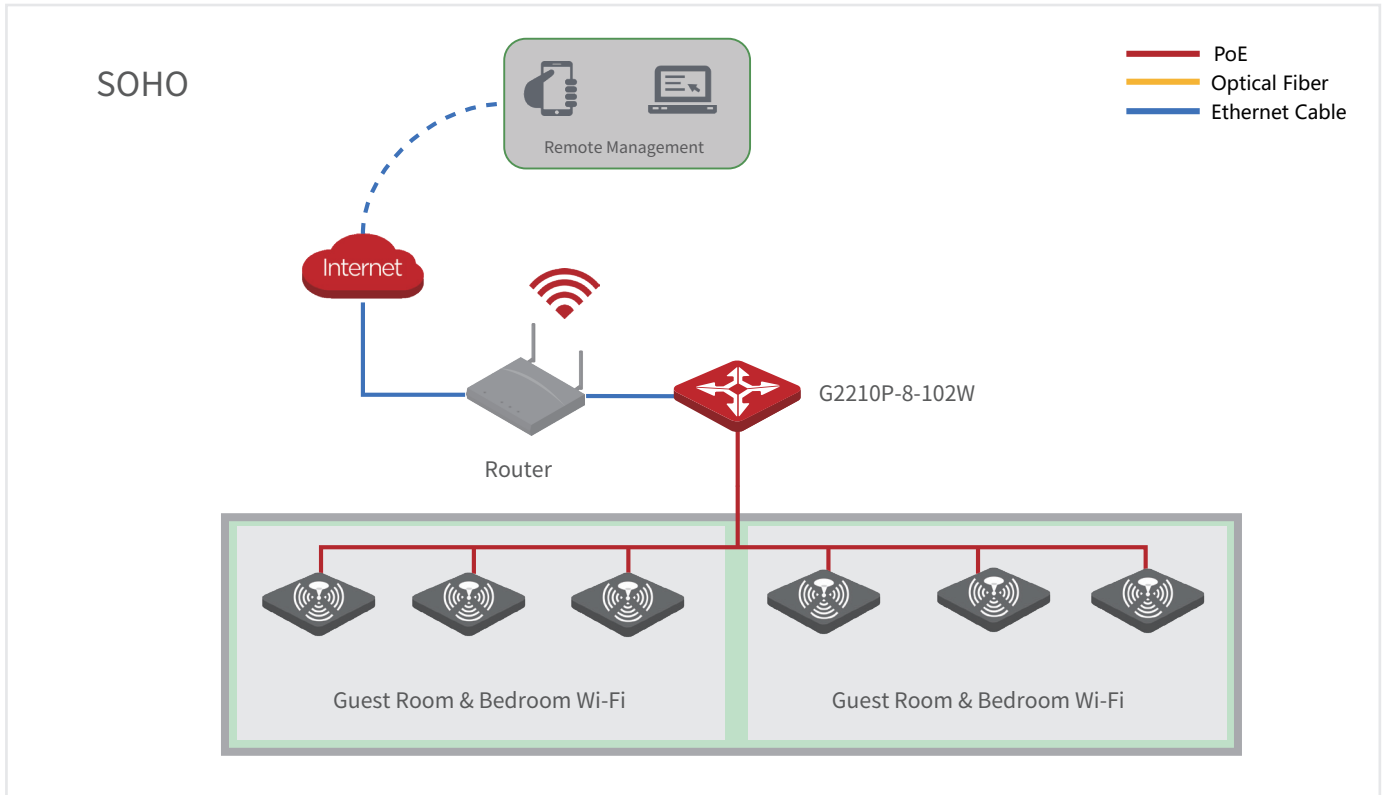
The switch provides 1 gigabit uplink Ethernet port and 1 gigabit uplink SFP port, satisfying various cascading scenarios.



Abundant Management Features

The switch offers network extension up to 250 m, QVLAN, VLAN transparent transmission, traffic statistics, loop guard, MAC address binding and other functions, suitable for various scenarios of network deployment.

Typical Scenario



Specifications

Model	G2210P-8-102W
Hardware Specifications	
Network Standards	IEEE 802.3、IEEE 802.3u、IEEE 802.3ab、IEEE 802.3x、IEEE 802.3z、IEEE802.1q、IEEE 802.3af、IEEE 802.3at
MTBF	≥30,000 hours
LED Indicators	One Link/Act LED indicator for each port One PWR LED indicator for each device One SYS LED indicator for each device
Ports	8 × 10/100/1000 Base-T Ethernet ports (PoE & Data) 1 × 100/1000 Base-T Ethernet port (Data) 1 × 1000 Base-X SFP port
Lightning Protection	≥6 kV
Forwarding Mode	Store-and-forward
Switching Capacity	20 Gbps
Forwarding Rate	14.9 Mpps
MAC Address Table	16 K
PoE Power Supply	IEEE 802.3af/at standards PoE power supply on ports 1-8 Voltage of cores 1, 2, 4, 5 is +, and cores 3, 6, 7, 8 is -
Input Voltage	AC: 100-240V 50/60Hz
Dimensions (L*W*H)	177.5 mm × 104 mm × 26 mm
Total Power Consumption	Total power consumption: <102 W Maximum PoE output: 92 W
Environment	Operating temperature: 0°C - 45°C Storage temperature: -40°C - 70°C Operating humidity: (10% - 90%) RH, non-condensing Storage humidity: (5% - 90%) RH, non-condensing
Certificates	CCC、FCC、CE、RoHS

Specifications

Software Features

PoE Management	Support dynamic display of PoE consumption power and PoE remaining power Support PoE ports on and off
Security Features	Support whitelist binding of MAC addresses, ports and VLAN
VLAN	Support VLAN transparent transmission Support IEEE 802.1q VLAN
Port Properties	Support port flow control Support port isolation Support N:1 port mirroring Support port statistics of received and transmitted packets, conflict packets and CRC error packets
Rate Limit	Support ingress and egress rate limits on ports
Loop Guard	Support loop guard on each port
Storm Control	Support storm control on ports
Upgrade, Import and Export	Support HTTP upgrade Support configuration import and export
Management and Maintenance	Support ProFi App management Support ProFi Cloud web UI management Support local web UI management Support ping test Support cable test

IP-COM
World Wide Wireless

IP-COM NETWORKS CO., LTD.

Tower E3, No.1001, Zhongshanyuan Road,
Nanshan District, Shenzhen, China. 518052
Service: info@ip-com.com.cn
Inquiry: marketing@ip-com.com.cn
Tel: +86-755-27653089